

This document provides instructions on how to log into the Michigan Model For Health™ website (MMH Portal) area for Teachers, Educators, and Digital License Managers.

Portal Login Instructions:

- 1) Go to <https://michiganmodelforhealth.org>
- 2) Click the **Login** menu link at the top of the page.



- 3) Enter your **Username** and **Password** and then click the **Log In** button.

Username

Password

[Forgot Password](#)

- 4) After you login, the **MMH Portal** page displays all the appropriate links and resources depending on your system access level.

MM Michigan Model
for Health

[ABOUT](#)
[PROGRAM](#)
[SUPPORT](#)
[BLOG](#)
[CONTACT](#)
[SHOP](#)

Hi Michelle,

Training & Support

The MMH Program offers in-person and online training and support opportunities for teachers and educators.

Go to Recorded Webinars

[View Upcoming Webinars](#)
[Online Training Course](#)
[Request Instructor-led Training](#)
[Submit Questions or Feedback](#)

Curriculum

Access the MMH digital curriculum which is based on active licenses assigned to your account.

Go to Digital Curriculum

[Teacher Help Center](#)
[Scope & Sequence \(Gr K-12\)](#)
[Guidance for Implementation](#)
[MMH Skills Competencies Guide \(GK-12\)](#)
[Request Access to Google Resources](#)

License Manager

The MMH License Management System allows you to manage digital curriculum licenses for educators.

Go to License Manager

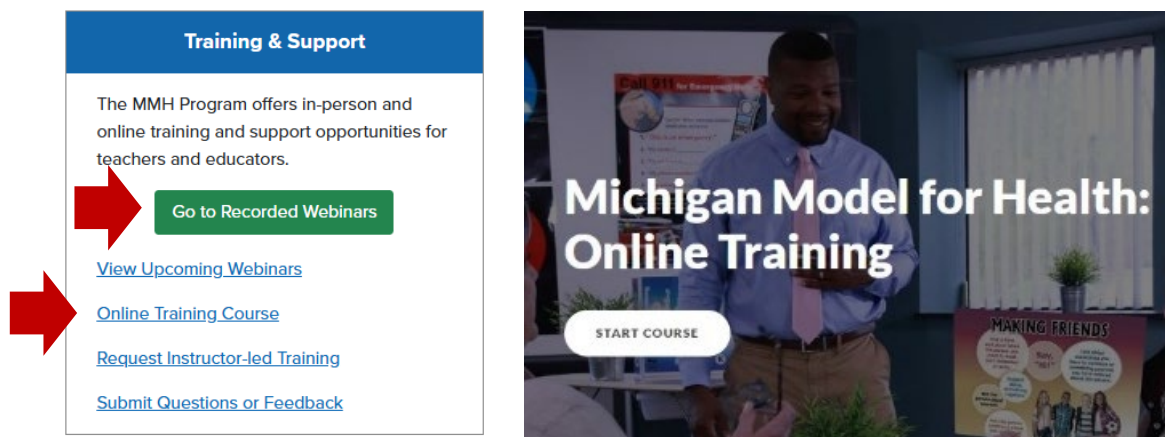
[License Manager Help Center](#)
[Order Curriculum & Lesson Kits](#)
[Manage Teacher Accounts](#)
[Notification Center](#)
[Teacher Login Instructions](#)

Access to MMH Training *(All system users)*

To view the interactive and self-paced MMH online training course for educators, click the [Online Training Course](#) link within the **Training & Support** box.

The MMH Program offers [live and recorded webinars](#) on a variety of timely and relevant topics.

For custom training and implementation support, click the [Request Instructor-led Training](#) form link.



The screenshot shows the 'Training & Support' menu on the left and a banner for 'Michigan Model for Health: Online Training' on the right. Two red arrows point to the 'Go to Recorded Webinars' button in the menu and the 'START COURSE' button in the banner.

Training & Support

The MMH Program offers in-person and online training and support opportunities for teachers and educators.

[Go to Recorded Webinars](#)

[View Upcoming Webinars](#)

[Online Training Course](#)

[Request Instructor-led Training](#)

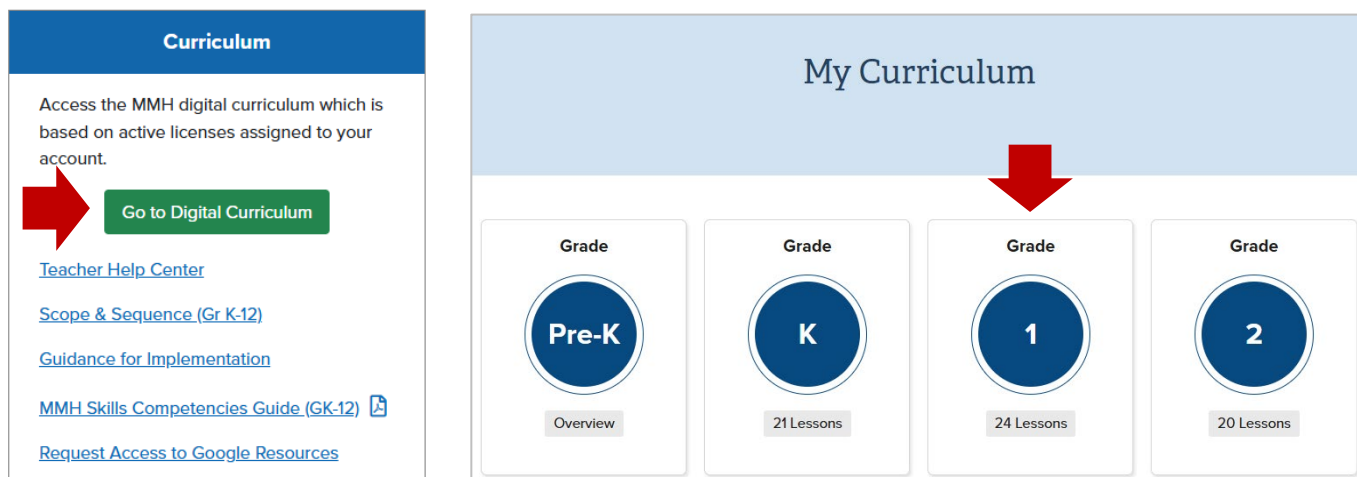
[Submit Questions or Feedback](#)

Michigan Model for Health: Online Training

[START COURSE](#)

Access to Digital Curriculum *(Educators with Active Licenses Only)*

To view the MMH digital curriculum, click the [Go to Digital Curriculum](#) button within the **Curriculum** box. From the **My Curriculum** page, click the appropriate grade level button for the digital curriculum license(s) that you have access to.



The screenshot shows the 'Curriculum' menu on the left and the 'My Curriculum' page on the right. A red arrow points to the 'Go to Digital Curriculum' button in the menu and the 'Grade 1' button in the 'My Curriculum' page.

Curriculum

Access the MMH digital curriculum which is based on active licenses assigned to your account.

[Go to Digital Curriculum](#)

[Teacher Help Center](#)

[Scope & Sequence \(Gr K-12\)](#)

[Guidance for Implementation](#)

[MMH Skills Competencies Guide \(GK-12\)](#)

[Request Access to Google Resources](#)

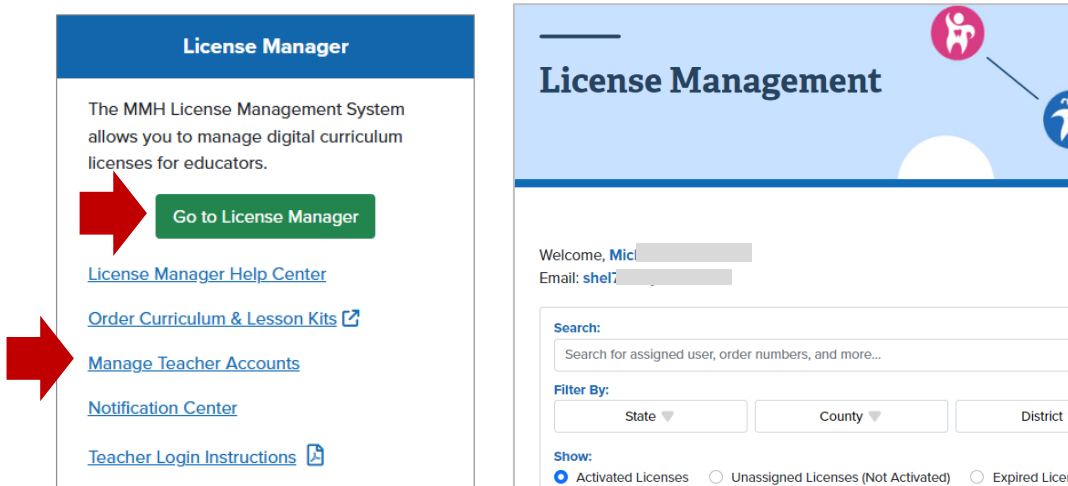
My Curriculum

Grade	Grade	Grade	Grade
Pre-K	K	1	2
Overview	21 Lessons	24 Lessons	20 Lessons

Access to Digital License Management System (*Digital License Managers Only*)

To access the MMH Digital License Management System, click the [Go to License Manager](#) button from the **MMH Portal** page within the **License Manager** box. From the **License Management** page, conduct a search to find a license, run reports and/or assign digital licenses to teachers.

License Managers can click the [Manage Teacher Accounts](#) link to view, add or edit teacher accounts.



First-Time System Users Set a New Password

When system users access the MMH website for the first time, they might be prompted to change their password for security purposes. Type in your new password into the [New Password](#) and [Confirm New Password](#) fields and click the [Submit](#) button.

*Note: The password must have at least 8 characters, at least 1 digit(s), at least 1 lower case letter(s), at least 1 upper case letter(s), at least 1 non-alphanumeric character(s) such as *, -, #, or !.*

Enter your new password below.

New Password

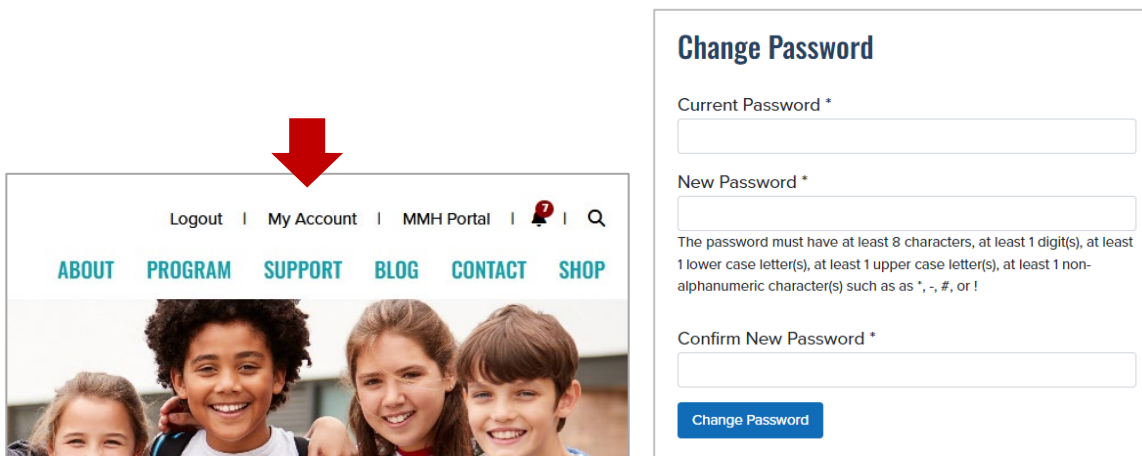
The password must have at least 8 characters, at least 1 digit(s), at least 1 lower case letter(s), at least 1 upper case letter(s), at least 1 non-alphanumeric character(s) such as *, -, #, or !

Confirm New Password

SUBMIT

Changing a Password:

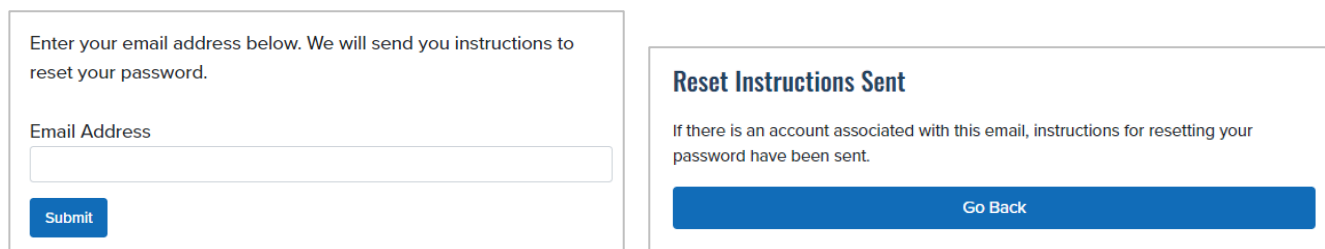
To change your password while logged into the MMH website, click on the [My Account](#) link at the top of the page. From the **My Account** page, enter your [Current Password](#) and then enter your new password in the [New Password](#) and [Confirm New Password](#) fields. Click the [Change Password](#) button.



The image shows a screenshot of the MMH website's top navigation bar. A red arrow points to the 'My Account' link. Below the navigation bar is a banner image of four smiling children. To the right of the screenshot is a 'Change Password' form. The form has three input fields: 'Current Password *', 'New Password *', and 'Confirm New Password *'. Below the 'New Password *' field is a text requirement: 'The password must have at least 8 characters, at least 1 digit(s), at least 1 lower case letter(s), at least 1 upper case letter(s), at least 1 non-alphanumeric character(s) such as *, -, #, or !'. At the bottom of the form is a blue 'Change Password' button.

Password Reset Option:

If you forget your password or want to change your password, you can reset your password using the [Forgot Password](#) link on the [Login](#) page. Enter your email address and click the [Submit](#) button. A forgot password email notification will be emailed to you if your email is registered in the system. Please check your spam or junk folder if you do not receive the email within a few minutes.



The image shows two parts of the password reset process. On the left is a form with the text 'Enter your email address below. We will send you instructions to reset your password.' Below this is an 'Email Address' input field and a blue 'Submit' button. On the right is a confirmation screen titled 'Reset Instructions Sent'. It contains the text 'If there is an account associated with this email, instructions for resetting your password have been sent.' and a blue 'Go Back' button.

Have additional questions?

Contact our MMH Support Team at support@michiganmodelforhealth.org